



Damp sweeping equipment
Flexible mop preferably fitted with disposable, antistatic and/or pre-impregnated gauze strips



Steam cleaning equipment
Follow the manufacturer's recommendations













Mechanical cleaning equipment
Auto scrubber, rotocleaner or single-brush machine



Mechanical cleaning disk
3M (or equivalent) colour disks

TARASAFE PLUS NON-SLIP FLOOR COVERINGS

	Equipment used	Cleaning products	Cleaning methods
First use	  or  if soiled		<ul style="list-style-type: none"> Mechanical cleaning at 300-450 rpm with auto scrubber, rotocleaner or single-brush machine (with water recovery)
Daily care	Squeegee and water spray		<ul style="list-style-type: none"> Sweeping with water spray and recovery of soiled water with squeegee
Manual or steam cleaning	 or 	Amine-free food-grade disinfectant detergent	<ul style="list-style-type: none"> Cleaning with foam gun or food-grade scrubbing brush or flat mop Rinsing with water spray or squeegee after leaving to act for 5 min or Steam cleaning
Weekly cleaning	Squeegee and water spray		<ul style="list-style-type: none"> Sweeping with water spray and recovery of soiled water with squeegee
Manual cleaning		Food-grade degreasing detergent	<ul style="list-style-type: none"> Cleaning with foam gun or food-grade scrubbing brush Rinsing with water spray or squeegee after leaving to act for 5 min
Mechanical cleaning in case of manual daily care			<ul style="list-style-type: none"> Sweeping with water spray and recovery of soiled water with squeegee Steam cleaning
Periodic cleaning	  	Food-grade degreasing detergent	<ul style="list-style-type: none"> Damp sweeping Mechanical cleaning at 300-450 rpm with auto scrubber, rotocleaner or single-brush machine (with water recovery)

MURAL ULTRA WALL COVERINGS

	Cleaning methods
First use	<ul style="list-style-type: none"> Cleaning with high pressure water spray and alkaline detergent Rinsing with water spray or squeegee OR <ul style="list-style-type: none"> Steam cleaning
Daily care	<ul style="list-style-type: none"> Cleaning with foam gun or high pressure water spray with food-grade disinfectant detergent Rinsing with water spray or squeegee after leaving to act for 5 min OR <ul style="list-style-type: none"> Steam cleaning
Weekly cleaning	<ul style="list-style-type: none"> Cleaning with foam gun or high pressure water spray with food-grade degreasing detergent Rinsing with water spray or squeegee after leaving to act for 5 min OR <ul style="list-style-type: none"> Steam cleaning in case of manual daily care

These cleaning instructions have to be adapted depending on traffic and location of the area.

Recommended food-grade degreasing detergents

Ultan Super Clean (Werner & Mertz), JD Actival (Diversey), Neomat A (Ecolab), Grasset (Kiehl) and Cyclone (Choisy).

Recommended food-grade disinfectant detergents

Actisene C100/C200 or NC500 (Werner & Mertz), GV Sirafan and Ecobac (Ecolab), Blutoxol (Kiehl) and Aliquat (Choisy).

PRECAUTIONS FOR USE



- Never use abrasive disks or any procedure that risks damaging the surface treatment (abrasive products, solvents, etc.).
- Never use rubber caps (for chair legs or other furniture); instead, use PVC or Polyethylene caps.

STAIN REMOVAL DURING WORKS

Paint mark removal

- Do not use abrasive cleaning equipment (e.g. Scotch Brite, scouring pads, steel wool, etc.).
- Use the solvent for the paint if known. If the solvent is not known, start with solvents such as Essence C, White Spirit, etc. before trying stronger solvents such as Taraclean spray. If the stain proves hard to remove, do not persist.
- Wipe and rinse the floor thoroughly after applying the solvent.

On paint drips

A freeze spray will yield excellent results when paint has formed a drip on the material (freeze sprays can be bought from cleaning product manufacturers or in pharmacies).

On adhesive marks

- Fresh acrylic adhesive marks (< 1 month)
Apply a water-based solution with added cleaning product, leave to act and mechanically clean and rinse the floor.
- Dried acrylic adhesive marks (> 1 month)
Use Essence C or White Spirit. Wipe and rinse the floor thoroughly after applying the solvent.
- Solvent adhesive marks
Use strong solvents (such as Taraclean spray), but do not persist if the adhesive marks are difficult to remove (as may happen with solvent-resistant cross-linked adhesives).

TIPS AND ADVICE FOR STAIN REMOVAL

Rust

Apply an anti-rust product or oxalic acid. Rinse thoroughly.

Food grease/paint/ballpoint pen/felt-tip pen/heavy grease (tar)

Apply a solvent such as Essence C or White Spirit. Rub with undiluted product and rinse with plenty of water.

Rubber marks/Shoe marks

Apply an alkaline detergent (such as Dynatech Trophy) to shoe marks. Leave to act for 5 minutes. Rub.

Chewing-gum

Use a freeze spray to harden the chewing gum, and then remove it with a plastic spatula (freeze sprays can be bought from cleaning product manufacturers or in pharmacies).